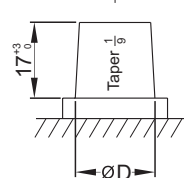
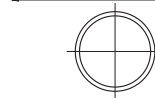
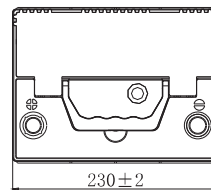
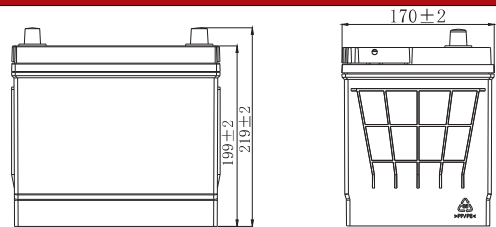


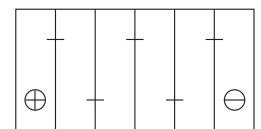
Physical Specification (mm)

| | | |
|------------------------|-----------------------------|---------------------------------------|
| Nominal Voltage | | 12V |
| Nominal Capacity(20HR) | | 63Ah |
| Dimension | Length | 230 ± 2mm(9.06inches) |
| | Width | 170 ± 2mm(6.69inches) |
| | Container Height | 202 ± 2mm(7.95inches) |
| | Total Height(with Terminal) | 222 ± 2mm(8.74inches) |
| Weight With Acid | | Approx 16.2Kg(35.7lbs) |
| Acid | | 1.280 ± 0.015g/cm ³ (25°C) |
| Standard Terminal | | 1 |
| Cell layout | | 1 |
| Hold-Down | | B0 |
| Case | | Black-Material (PP) |
| Cover | | Black-Material (PP) |
| Handle | | Black-Material (PP) |

Dimensions (mm)



Cell Layout



Figure(1)

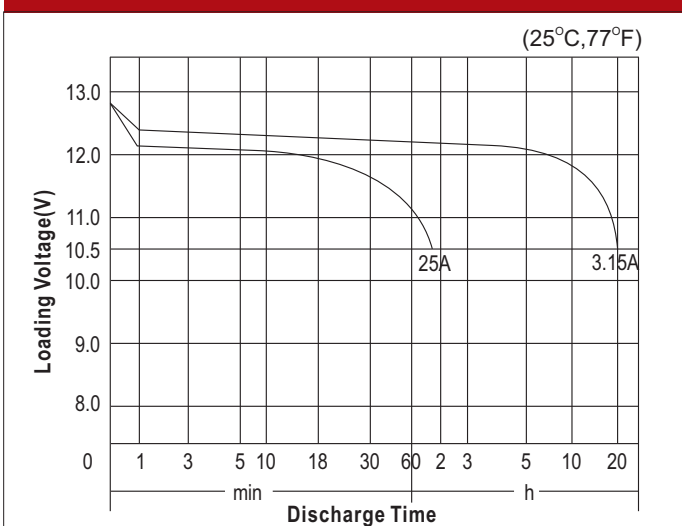
Electrical Specification

| | | |
|-------------------------------------------------|---------------------|-----------|
| Rated Capacity | 20 hour rate(3.15A) | 63Ah |
| Reserve Capacity (RC)25A@10.5V | | 105min |
| Cold Cranking Performance Amps(CCA) @0°F(-18°C) | | 600A(JIS) |

Standard Terminal (mm)

| Terminal Type | D | |
|---------------|-----------------------------------|-----------------------------------|
| | Positive | Negative |
| 1 | 19.5 ⁰ _{-0.3} | 17.9 ⁰ _{-0.3} |

Discharge Characteristics



Discharge Characteristics

