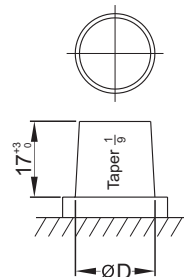
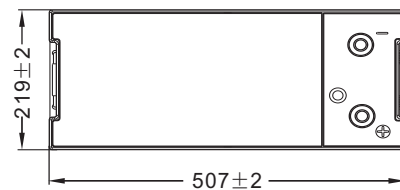
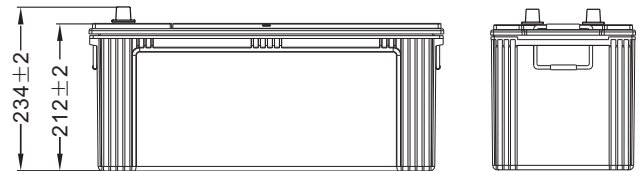


Physical Specification (mm)

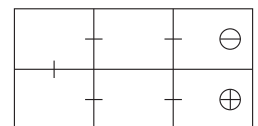
| | | |
|------------------------|-----------------------------|-------------------------------------|
| Nominal Voltage | | 12V |
| Nominal Capacity(20HR) | | 165Ah |
| Dimension | Length | 507±2mm(19.96inches) |
| | Width | 219±2mm(8.62inches) |
| | Container Height | 212±2mm(8.35inches) |
| | Total Height(with Terminal) | 234±2mm(9.21inches) |
| Weight With Acid | | Approx 41.8Kg(92.2lbs) |
| Acid | | 1.280±0.015g/cm ³ (25°C) |
| Standard Terminal | | 1 |
| Cell layout | | 3 |
| Hold-Down | | B0 |
| Case | | Black-Material (PP) |
| Cover | | Black-Material (PP) |
| Handle | | Black-Material (Nylon) |



Dimensions (mm)



Cell Layout



Figure(3)

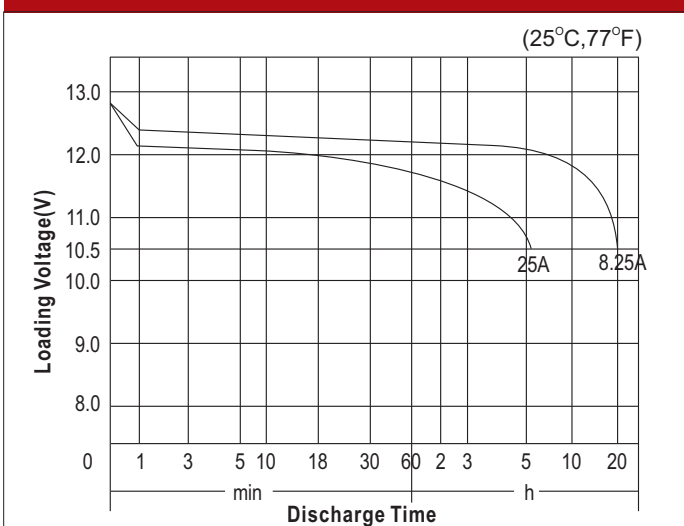
Electrical Specification

| | | |
|---|---------------------|----------|
| Rated Capacity | 20 hour rate(8.25A) | 165Ah |
| Reserve Capacity (25A@10.5V) | | 324min |
| Cold Cranking Performance Amps(CCA) @0°F(-18°C) | | 920A(EN) |

Standard Terminal (mm)

| Terminal Type | D | |
|---------------|-----------------------------------|-----------------------------------|
| | Positive | Negative |
| 1 | 19.5 ⁰ _{-0.3} | 17.9 ⁰ _{-0.3} |

Discharge Characteristics



Discharge Characteristics

