

Physical Specification (mm)

| | | |
|------------------------|-----------------------------|-------------------------------------|
| Nominal Voltage | | 12V |
| Nominal Capacity(20HR) | | 60Ah |
| Dimension | Length | 276±2mm(10.87inches) |
| | Width | 174±2mm(6.85inches) |
| | Container Height | 174±2mm(6.85inches) |
| | Total Height(with Terminal) | 174±2mm(6.85inches) |
| Weight With Acid | | Approx 15.7Kg(34.6lbs) |
| Acid | | 1.280±0.015g/cm ³ (25°C) |
| Standard Terminal | | 1 |
| Cell layout | | 0 |
| Hold-Down | | B13 |
| Case | | Black-Material (PP) |
| Cover | | Black-Material (PP) |
| Handle | | Black-Material (PP) |

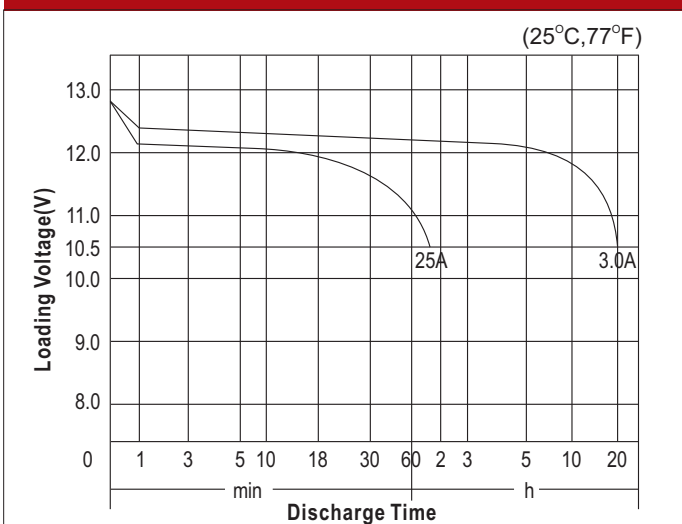
Electrical Specification

| | | |
|---|--------------------|-----------|
| Rated Capacity | 20 hour rate(3.0A) | 60Ah |
| Reserve Capacity (RC)25A@10.5V | | 98min |
| Cold Cranking Performance Amps(CCA) @0°F(-18°C) | | 550A(BCI) |

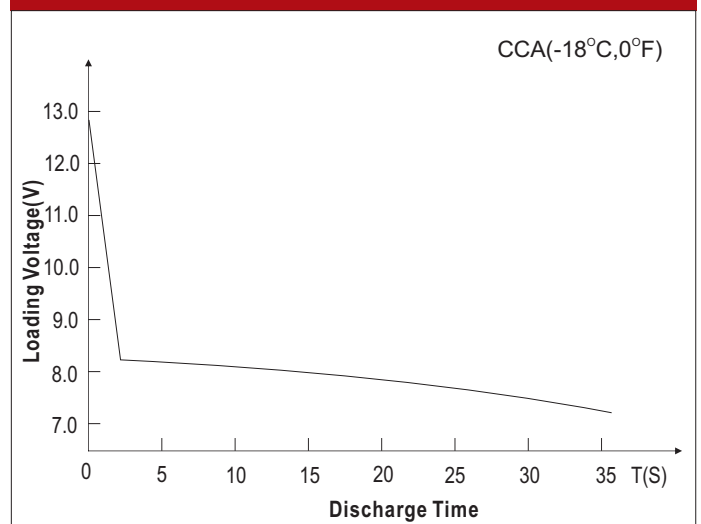
Standard Terminal (mm)

| Terminal Type | D | |
|---------------|-----------------------------------|-----------------------------------|
| | Positive | Negative |
| 1 | 19.5 ⁰ _{-0.3} | 17.9 ⁰ _{-0.3} |

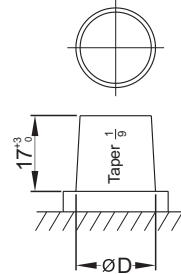
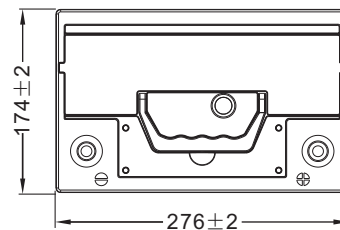
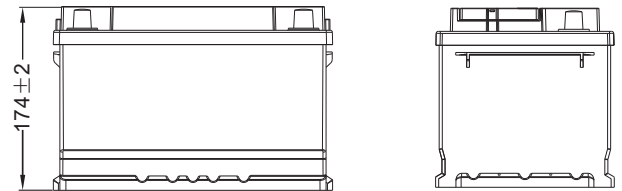
Discharge Characteristics



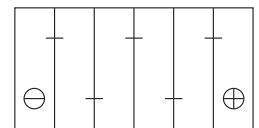
Discharge Characteristics



Dimensions (mm)



Cell Layout



Figure(0)